

CT12-140X 12V 140Ah(10hr)

The rechargeable batteries are lead-lead dioxide systems. The dilute sulfuric acid electrolyte is absorbed by separators and plates and thus immobilized. Should the battery be accidentally overcharged producing hydrogen and oxygen, special one-way valves allow the gases to escape thus avoiding excessive pressure build-up. Otherwise, the battery is completely sealed and is, therefore, maintenance-free, leak proof and usable in any position.



Battery Construction

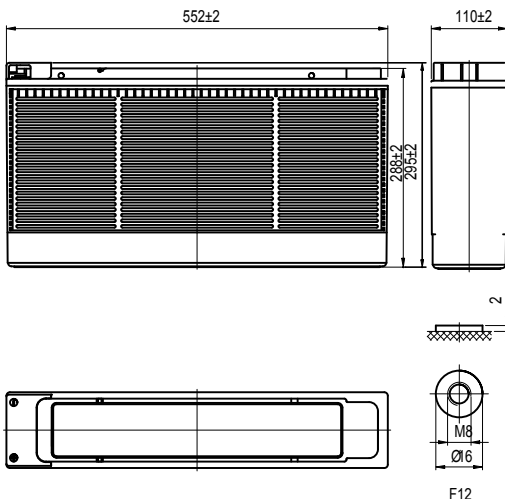
Component	Positive plate	Negative plate	Container	Cover	Safety valve	Terminal	Separator	Electrolyte
Raw material	Lead dioxide	Lead	ABS	ABS	Rubber	Copper	Fiberglass	Sulfuric acid

General Features

- Absorbent Glass Mat (AGM) technology for efficient gas recombination of up to 99% and freedom from electrolyte maintenance or water adding.
- Not restricted for air transport-complies with IATA/ICAO Special Provision A67.
- UL-recognized component.
- Can be mounted in any orientation.
- Computer designed lead, calcium tin alloy grid for high power density.
- Long service life, float or cyclic applications.
- Maintenance-free operation.
- Low self discharge.
- Case and cover available in both standard and flame retardant ABS.

Performance Characteristics

Battery model	CT12-140X			
Nominal voltage	12V			
Number of cell	6			
Capacity (20°C)	10hR(14A, 10.8V)	5hR(26.1A, 10.5V)	1hR(94.4A, 9.60V)	
	140Ah	130.5Ah	94.4Ah	
Dimensions Max.	Length	Width	Height	Total Height
	552±2 mm	110±2 mm	288±2 mm	295±2 mm
Approx. weight	49Kg (108 lbs)			
Internal resistance	Full charged at 20°C: 4.0mOhms			
Self discharge	3% of capacity declined per month at 20°C (average)			
Operating temperature range	Discharge	Charge	Storage	
	-20~60°C	-10~60°C	-20~60°C	
Max. discharge current (20°C)	980A (5s)			
Short circuit current	2500A			



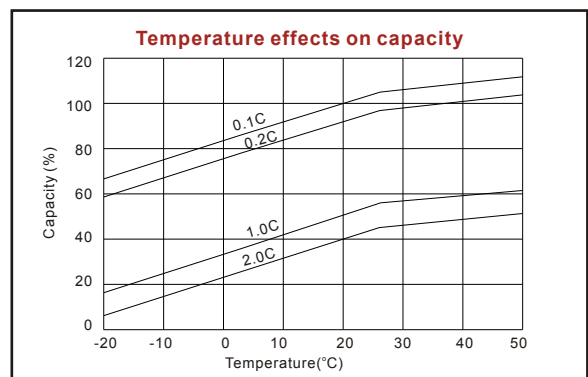
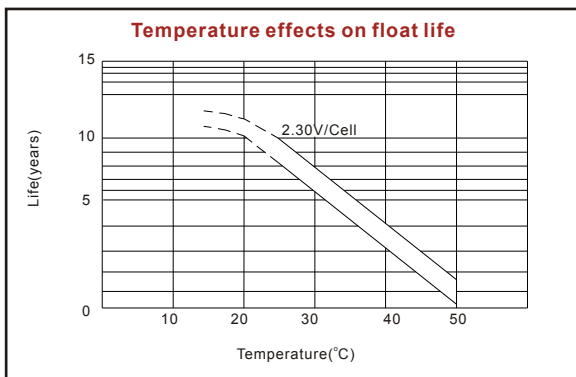
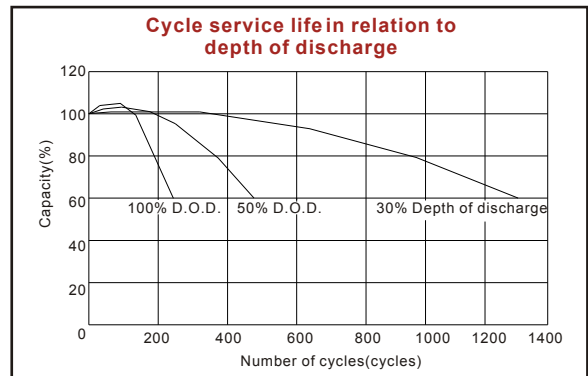
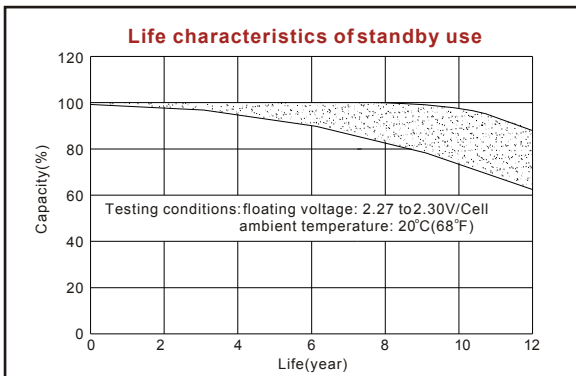
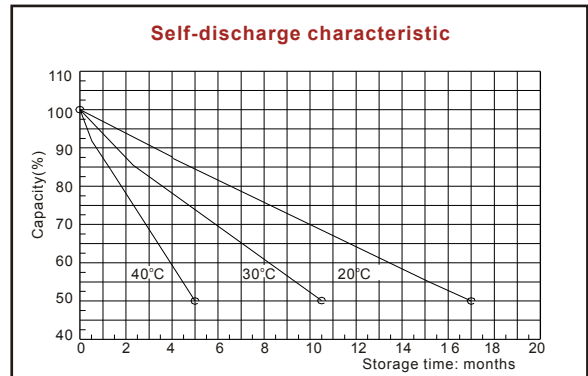
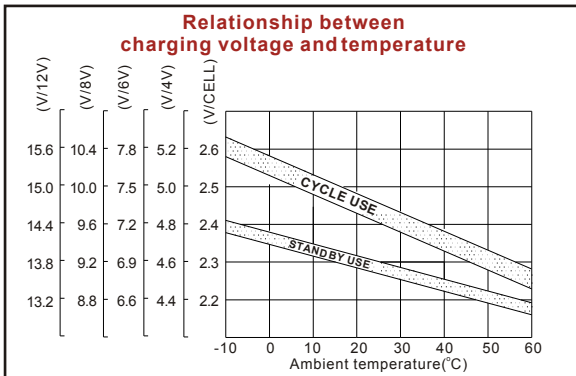
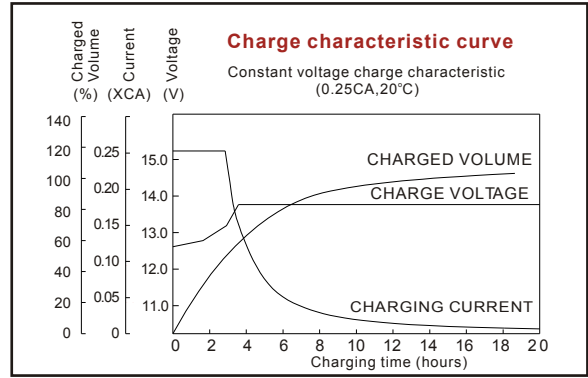
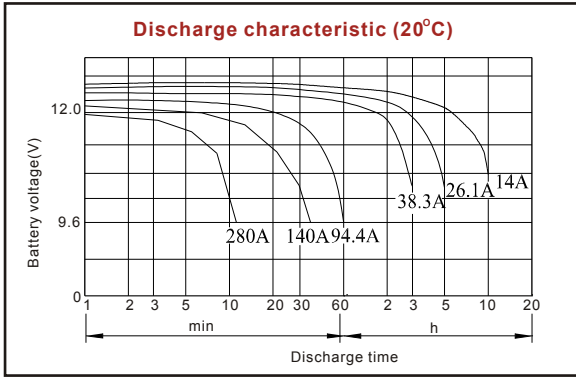
Discharge Constant Current (Amperes at 68°F/20°C)

End Point Volts/Cell	15min	30min	45min	1h	3h	5h	10h
1.60V	257	162	120	94.4	39.3	26.5	14.4
1.65V	239	156	117	92.6	38.9	26.4	14.3
1.70V	221	150	113	90.7	38.6	26.3	14.2
1.75V	203	143	110	88.9	38.3	26.1	14.1
1.80V	185	137	106	87.0	38.0	26.0	14.0

Discharge Constant Power (Watts at 68°F/20°C)

End Point Volts/Cell	15min	30min	45min	1h	2h	3h	5h
1.60V	413	273	210	171	100	75.2	49.9
1.65V	395	265	205	168	98.8	74.2	49.4
1.70V	377	258	200	165	97.5	73.3	49.0
1.75V	358	250	194	162	96.3	72.3	48.5
1.80V	340	242	189	159	95.0	71.3	48.0

(Note)The above characteristics data are average values obtained within three charge/discharge cycles not the minimum values.



ISO9001:2000

MH25860

CE EMC G4M19906-9202-E-16

www.vision-batt.com

Shenzhen Center Power Tech. Co., Ltd.
 Center Power Industrial Park, Tongfu Industrial District Dapeng Town, 518120 Shenzhen, China
 Tel: (+86-755) 8431 8088 Fax: (+86-755) 8431 8038 E-mail: sales@vision-batt.com